

ONLINE BANKING ENROLLMENT GUIDE

Signing up for Online Banking is a key step in successfully using your FAIR Account(s)! Please follow the following steps to create an account and let us know if you have any questions.

SIGN UP:

https://online.sunrisebanks.com/Sunrise_Autoenrollment/AutoEnrollment.html



Personal Online Banking Enrollment Form

***Required Fields**

| Login Information | |
|--|--|
| Desired Access ID* | <input type="text" value="fairfinancial321"/> <input type="button" value="i"/> |
| Temporary Password* | <input type="password" value="*****"/> <input type="button" value="i"/> |
| <ul style="list-style-type: none">Your Access ID must be between 8 and 20 characters longYour Access ID may contain any of these special characters: ~!@#%&'*()+-= [];':<>?,/.Your Password is required to be changed upon initial loginYour Password must be between 8 and 17 characters, contain at least one number, special character and upper case letter | |
| Customer Information | |
| Please provide your contact information below, including your phone number to receive your secure access code to log in to your account. | |
| First Name* | <input type="text" value="FAIR"/> Middle Initial: <input type="text"/> Last Name*: <input type="text" value="financial"/> |
| Social Security #* | <input type="text" value="*****"/> <input type="button" value="i"/> |
| Address* | <input type="text" value="2300 University W"/> |
| City* | <input type="text" value="Saint Paul"/> <input type="text" value="Minnesota"/> Zip Code*: <input type="text" value="55114"/> |
| Home Phone* | <input type="text" value="6512622173"/> Work Phone: <input type="text" value="(000)000-0000"/> |
| Mobile Phone* | <input type="text" value="6512622173"/> |
| Email Address* | <input type="text" value="kim@prepareandprosper.org"/> |
| Date of Birth* | <input type="text" value="07/31/1986"/> |
| Signature and Disclaimers | |
| This document is being secured with SSL encryption provided by your browser. Your information will be encrypted when using this form while in transit between your browser and Sunrise Banks. Upon approval you will be notified via e-mail that your application has been accepted and you will be provided with the instructions necessary to complete the "First Time User" login process. During that process you will be presented with your Online Banking Agreement which you will need to "Accept". You may print a copy to retain for your records. | |
| *Signature | <input type="text" value="FAIR financial"/> *Date: <input type="text" value="01/15/2020"/> |
| <small>(Type your full name) (Today's Date)</small> | |
| <input type="button" value="Submit Enrollment"/> <input type="button" value="Print this page"/> | |

Use the above link, do not go to the Sunrise Banks website to sign up. Please fill out all your information. Make sure to put in your mobile phone number, even though it isn't required, so that you can receive a secure code via text.

You will need to use a temporary password 3 times before creating your own. You can use any one if it meets the requirements, but feel free to use one we created: **FAIRfinancial!**

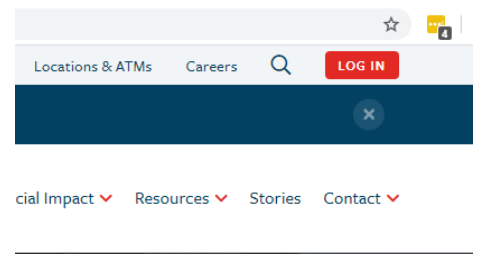


When this step is complete you will see this:

| Enrollment has been Successfully Submitted |
|---|
| Thank you for submitting your Sunrise Banks Online Banking Enrollment information |
| Once your information is verified, you'll receive an e-mail that states your Online Banking Enrollment has been approved or denied. This may take up to 48 hours. |

LOGIN:

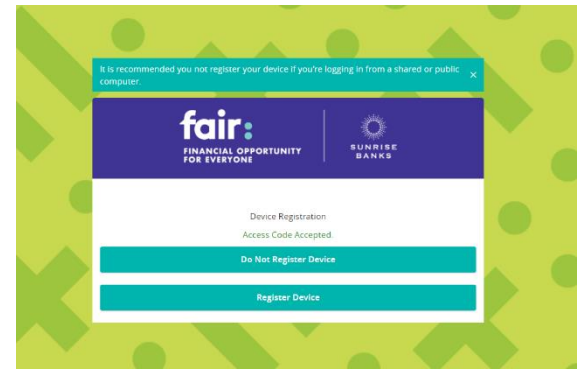
On the current page you can click on the Sunrise Banks logo (sun) and be directed to <https://sunrisebanks.com/> website or just go to their homepage. You will see a red login button in the upper right-hand corner, click there to login.



Next you will enter the user ID/access ID you created. Then you will enter the temporary password again and now you will be prompted to create your own password.

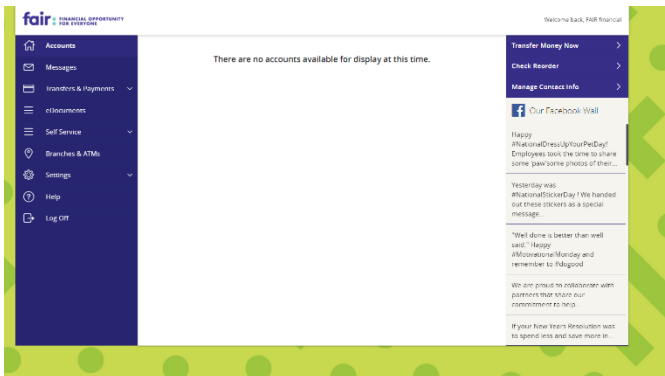
Secure Code:

You will be asked to receive a Secure Access Code via phone call, text, or email; choose the platform that is easiest for you. Once you have entered the secure code, you will choose to register the device, as long as it is your own device; this way you won't have to enter a secure code each time you login.



Next a window will appear of your information, you cannot change anything but just need to scroll to the bottom and click Submit Profile. If there are any errors, you will need to contact Sunrise and let them know.

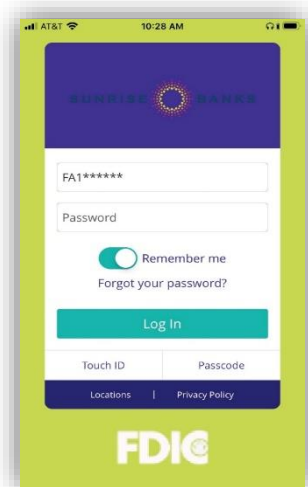
Online Portal:



Once your accounts are open, they will appear on this page. Please note that on the menu bar on the left is “eDocuments,” this is where you will switch your paper statements to free eDocuments.

Mobile App:

We highly recommend you download the mobile app for your phone. The app can be found via App Store or Google Play and it is called “Sunrise Banks Digital Banking.”



Questions:

Call FAIR at 651-262-2173 or email at fair@prepareandprosper.org

Call Sunrise Online Help: 651-265-5640